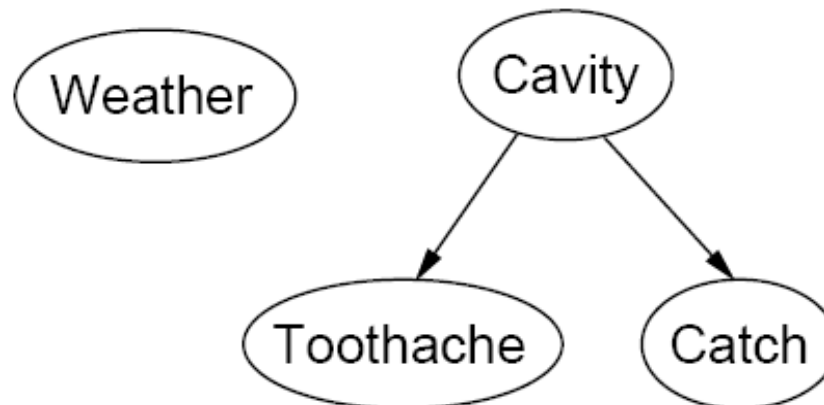


# Bayesian Networks

- Syntax
- Semantics
- Parametrized Distributions

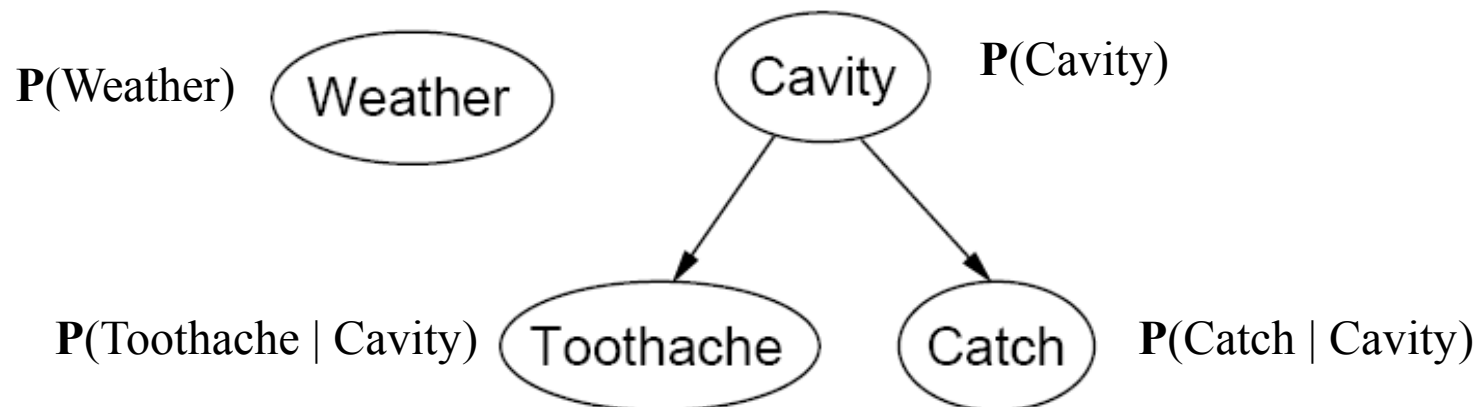
# Bayesian Networks - Structure

- Are a simple, graphical notation for conditional independence assertions
  - hence for compact specifications of full joint distributions
- A BN is a directed graph with the following components:
  - **Nodes:** one node for each variable
  - **Edges:** a directed edge from node  $N_i$  to node  $N_j$  indicates that variable  $X_i$  has a direct influence upon variable  $X_j$



# Bayesian Networks - Probabilities

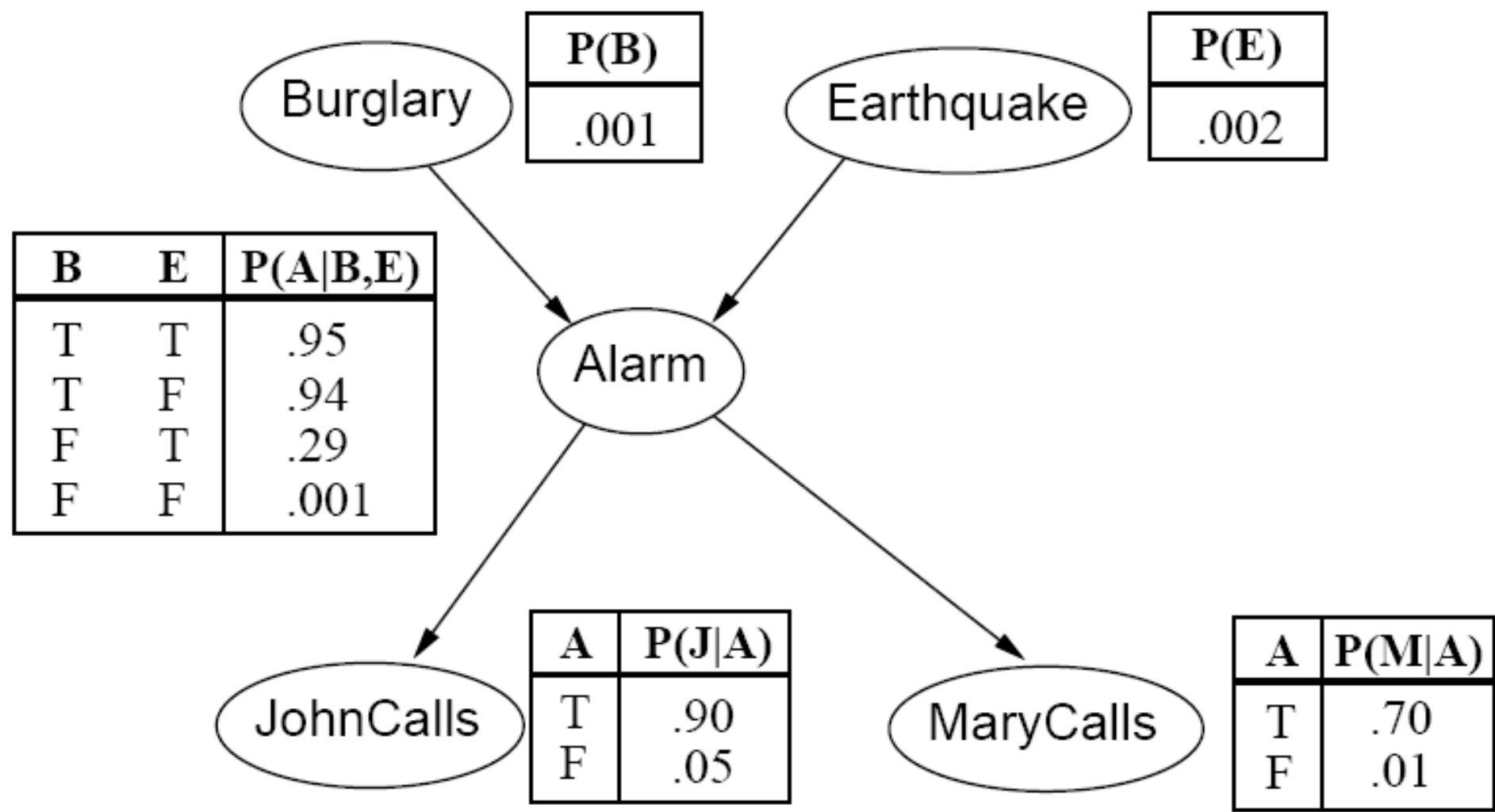
- In addition to the structure, we need a **conditional probability distribution** for the random variable of each node given the random variables of its parents.
  - i.e. we need  $P(X_i | \text{Parents}(X_i))$
- nodes/variables that are not connected are (conditionally) independent:
  - Weather is independent of Cavity
  - Toothache is independent of Catch given Cavity



# Running Example: Alarm

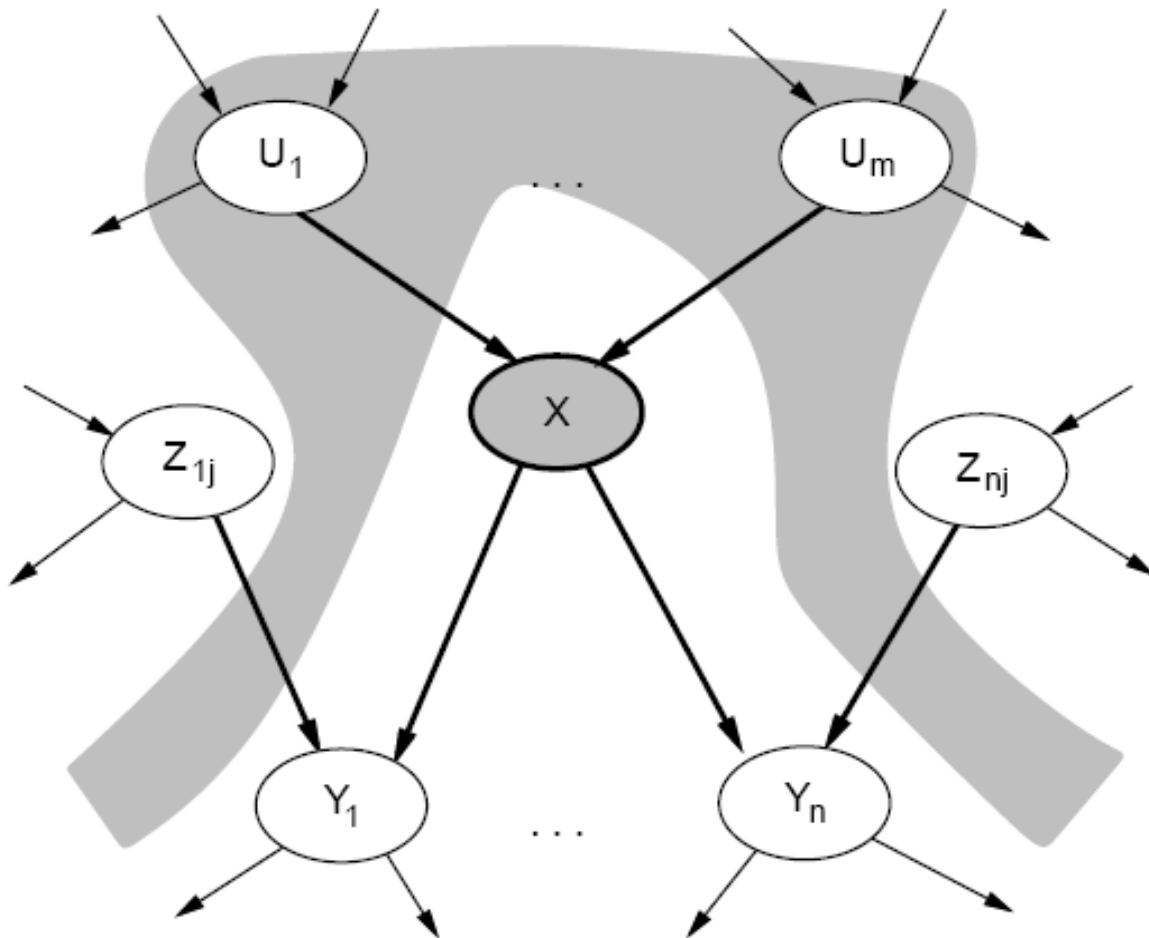
- Situation:
  - I'm at work
  - John calls to say that the in my house alarm went off
    - but Mary (my neighbor) did not call
  - The alarm will usually be set off by burglars
    - but sometimes it may also go off because of minor earthquakes
- Variables:
  - *Burglary, Earthquake, Alarm, JohnCalls, MaryCalls*
- Network topology reflects causal knowledge:
  - A burglar can set the alarm off
  - An earthquake can set the alarm off
  - The alarm can cause Mary to call
  - The alarm can cause John to call

# Alarm Example



# Local Semantics of a BN

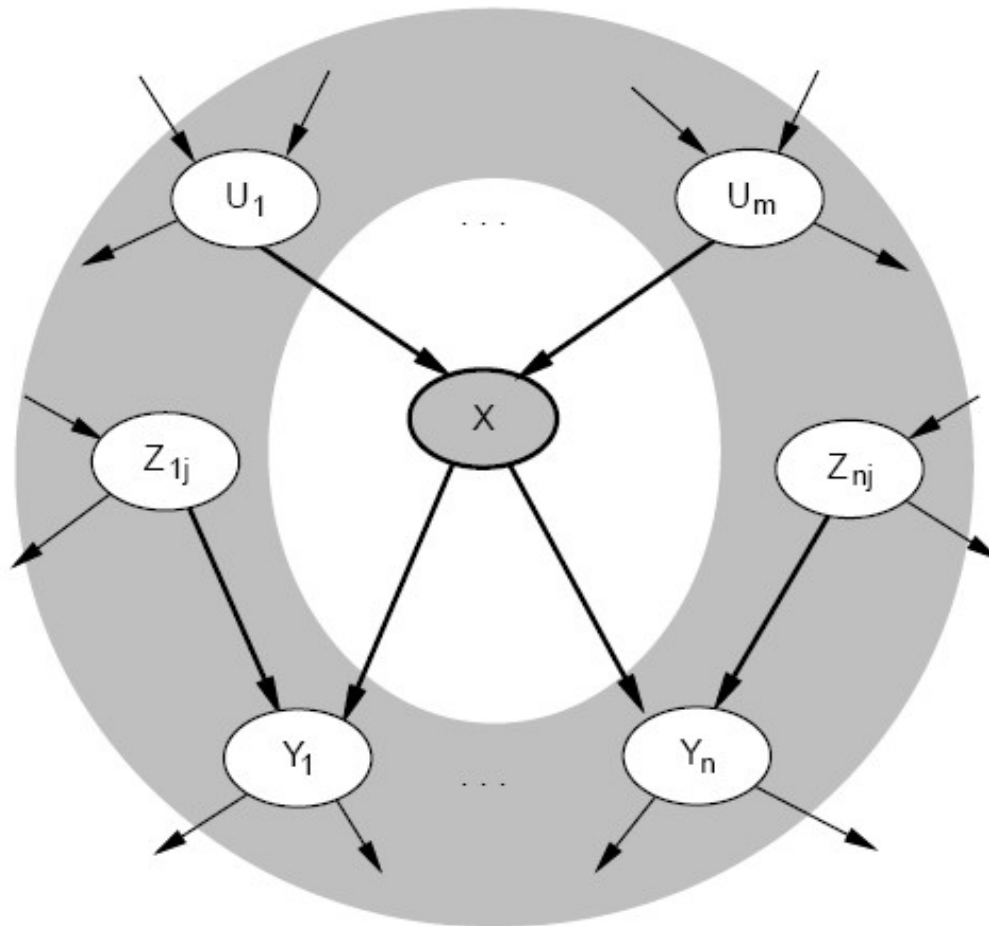
- Each node is conditionally independent of its nondescendants given its parents



$$\begin{aligned} \mathbf{P}(X \mid U_1, \dots, U_m, Z_{1j}, \dots, Z_{nj}) &= \\ &= \mathbf{P}(X \mid U_1, \dots, U_m) \end{aligned}$$

# Markov Blanket

- **Markov Blanket:**
  - parents + children + children's parents



- Each node is conditionally independent of all other nodes given its markov blanket

$$\begin{aligned} \mathbf{P}(X \mid U_1, \dots, U_m, Y_1, \dots, Y_n, Z_{1j}, \dots, Z_{nj}) &= \\ &= \mathbf{P}(X \mid \textit{all variables}) \end{aligned}$$

# Global Semantics of a BN

- The conditional probability distributions define the joint probability distribution of the variables of the network

$$P(x_1, \dots, x_n) = \prod_{i=1}^n P(x_i \mid \text{Parents}(X_i))$$

- Example:
  - What is the probability that the alarm goes off and both John and Mary call, but there is neither a burglary nor an earthquake?

$$\begin{aligned} P(j \wedge m \wedge a \wedge \neg b \wedge \neg e) &= \\ &= P(j \mid a) P(m \mid a) P(a \mid \neg b, \neg e) P(\neg b) P(\neg e) \\ &= 0.9 \times 0.7 \times 0.001 \times 0.999 \times 0.998 \approx 0.00063 \end{aligned}$$



# Theorem

Local Semantics  $\Leftrightarrow$  Global Semantics

- Proof:

- order the variables so that parents always appear before children

$$P(J, M, A, E, B) =$$

- apply chain rule (now each variable is conditioned on its parents and other non-descendants)

$$= P(J | M, A, E, B) P(M | A, E, B) P(A | E, B) P(E | B) P(B)$$

- use conditional independence

$$= P(J | A) P(M | A) P(A | E, B) P(E) P(B)$$

# Constructing Bayesian Networks

Need a method such that a series of locally testable assertions of conditional independence guarantees the required global semantics

1. Choose an ordering of variables  $X_1, \dots, X_n$
2. For  $i = 1$  to  $n$ 
  - add  $X_i$  to the network
  - select parents from  $X_1, \dots, X_{i-1}$  such that
 
$$\mathbf{P}(X_i | \text{Parents}(X_i)) = \mathbf{P}(X_i | X_1, \dots, X_{i-1})$$

This choice of parents guarantees the global semantics:

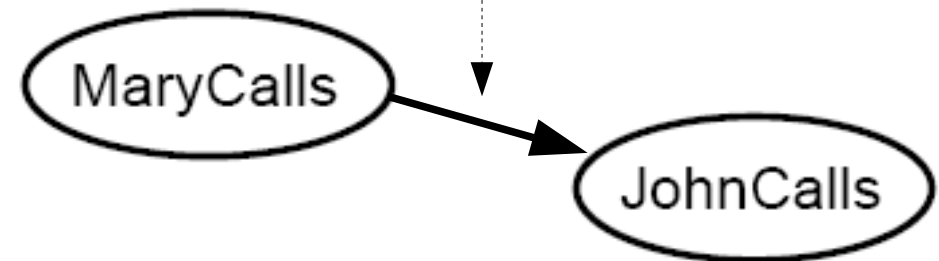
$$\begin{aligned} \mathbf{P}(X_1, \dots, X_n) &= \prod_{i=1}^n \mathbf{P}(X_i | X_1, \dots, X_{i-1}) \quad (\text{chain rule}) \\ &= \prod_{i=1}^n \mathbf{P}(X_i | \text{Parents}(X_i)) \quad (\text{by construction}) \end{aligned}$$

# Example

- Suppose we first select the ordering  
*MaryCalls, JohnCalls, Alarm, Burglary, Earthquake,*

$$P(J | M) = P(J)? \quad \times$$

If Mary calls, it is more likely that John calls as well.



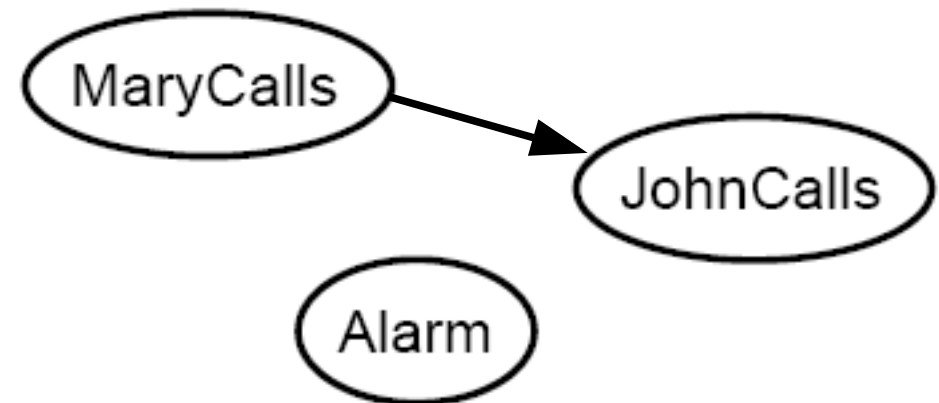
# Example

- Suppose we first select the ordering  
*MaryCalls, JohnCalls, Alarm, Burglary, Earthquake,*

$$P(A | J, M) = P(A)? \quad \times$$

If Mary and John call, the probability that the alarm has gone off is larger than if they don't call.

Node A needs parents J or M

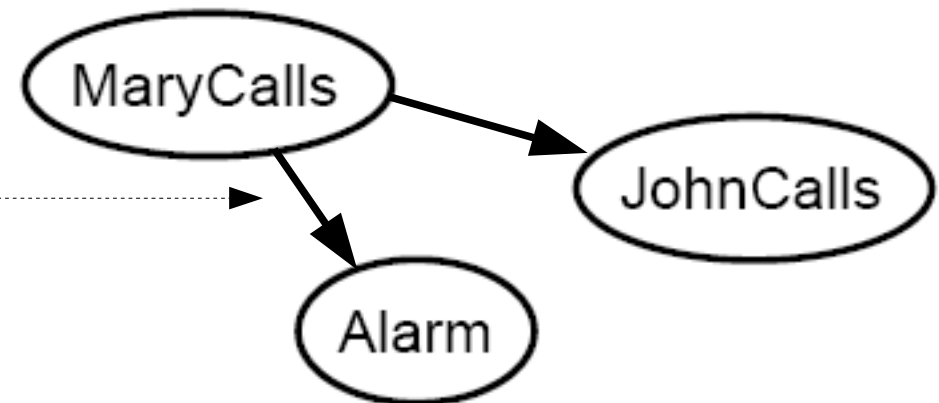


# Example

- Suppose we first select the ordering  
*MaryCalls, JohnCalls, Alarm, Burglary, Earthquake,*

$$P(A | J, M) = P(A | J)? \quad \times$$

If John and Mary call, the probability that the alarm has gone off is higher than if only John calls.

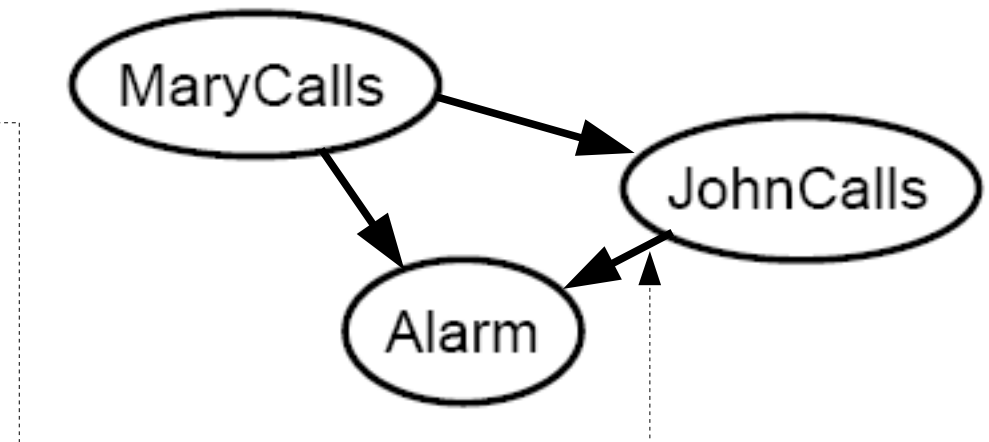


# Example

- Suppose we first select the ordering  
*MaryCalls, JohnCalls, Alarm, Burglary, Earthquake,*

$$P(A | J, M) = P(A | M)? \quad \times$$

If John and Mary call, the probability that the alarm has gone off is higher than if only Mary calls.



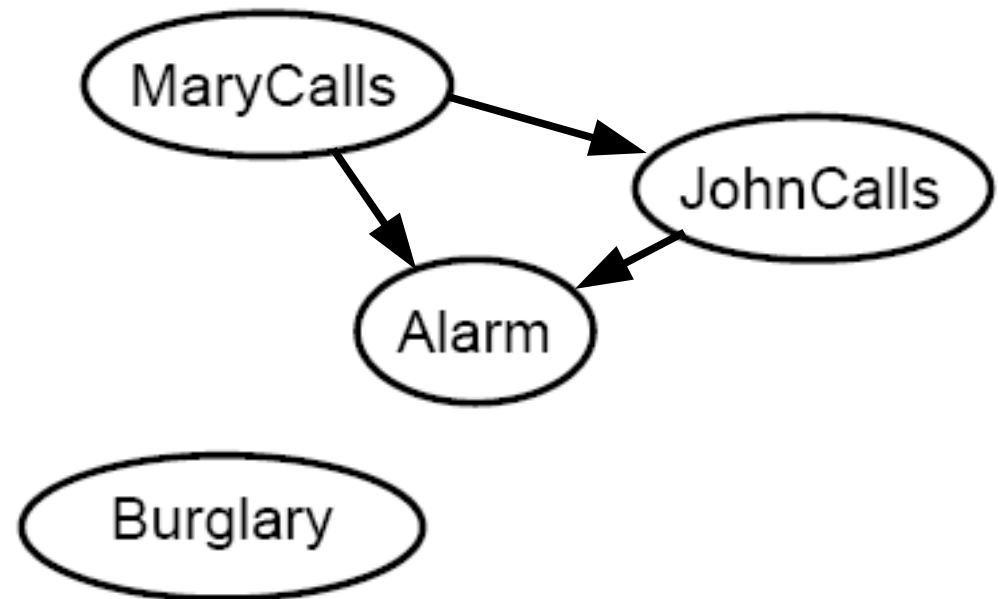
# Example

- Suppose we first select the ordering  
*MaryCalls, JohnCalls, Alarm, Burglary, Earthquake,*

$$P(B | A, J, M) = P(B)? \quad \text{✗}$$

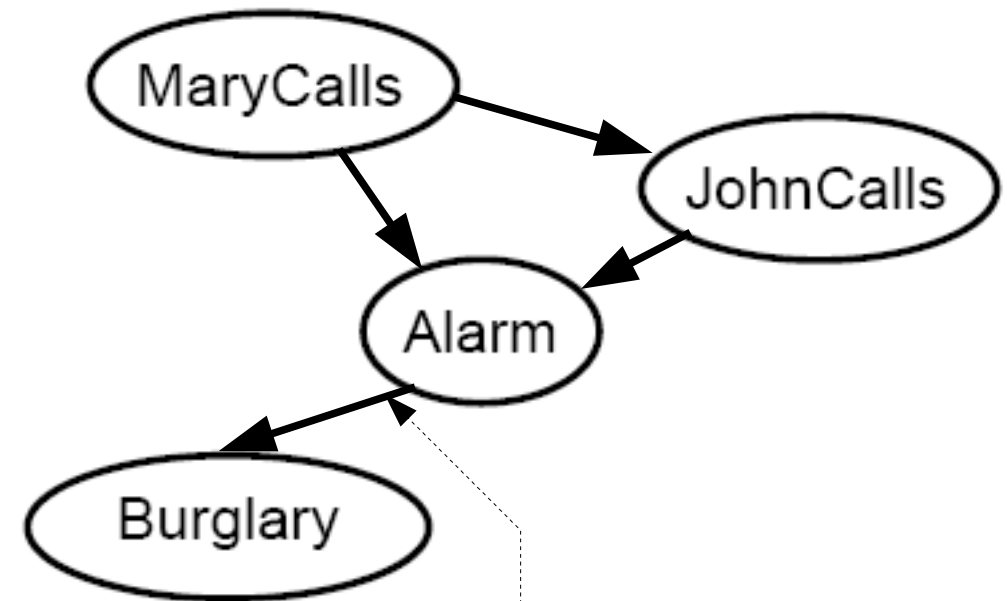
Knowing whether Mary or John called and whether the alarm went off influences my knowledge about whether there has been a burglary

Node B needs parents A, J or M



# Example

- Suppose we first select the ordering  
*MaryCalls, JohnCalls, Alarm, Burglary, Earthquake,*



$$P(B | A, J, M) = P(B | A) \quad \checkmark$$

If I know that the alarm has gone off, knowing that John or Mary have called does not add to my knowledge of whether there has been a burglary or not.

Thus, no edges from M and J, only from B

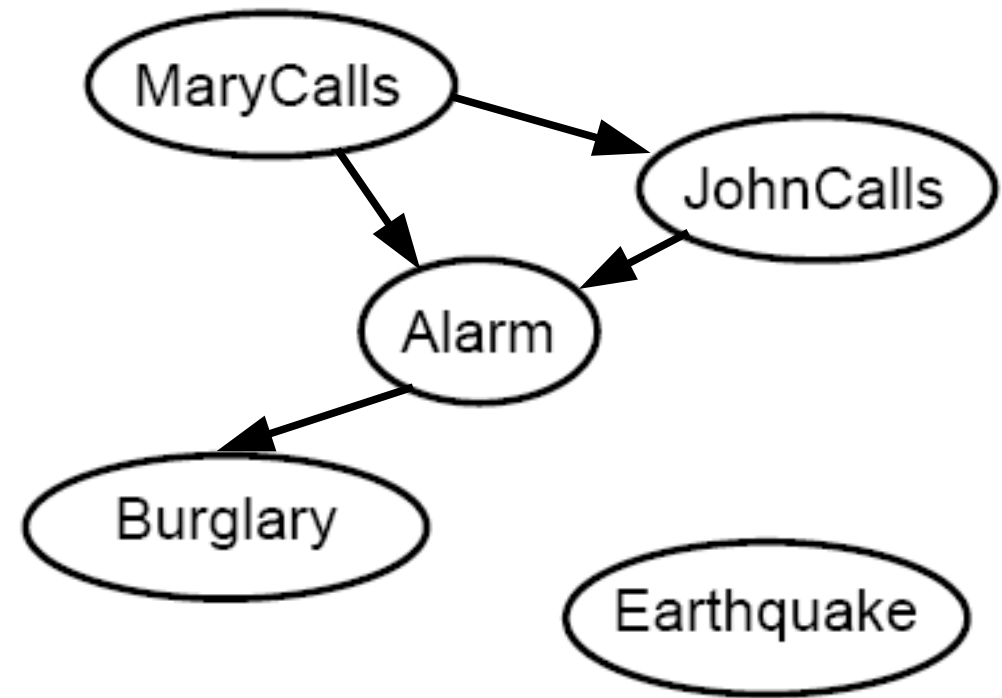


# Example

- Suppose we first select the ordering  
*MaryCalls, JohnCalls, Alarm, Burglary, Earthquake,*

$$P(E \mid B, A, J, M) = P(E \mid A)? \quad \times$$

Knowing whether there has been an Alarm does not suffice to determine the probability of an earthquake, we have to know whether there has been a burglary as well.



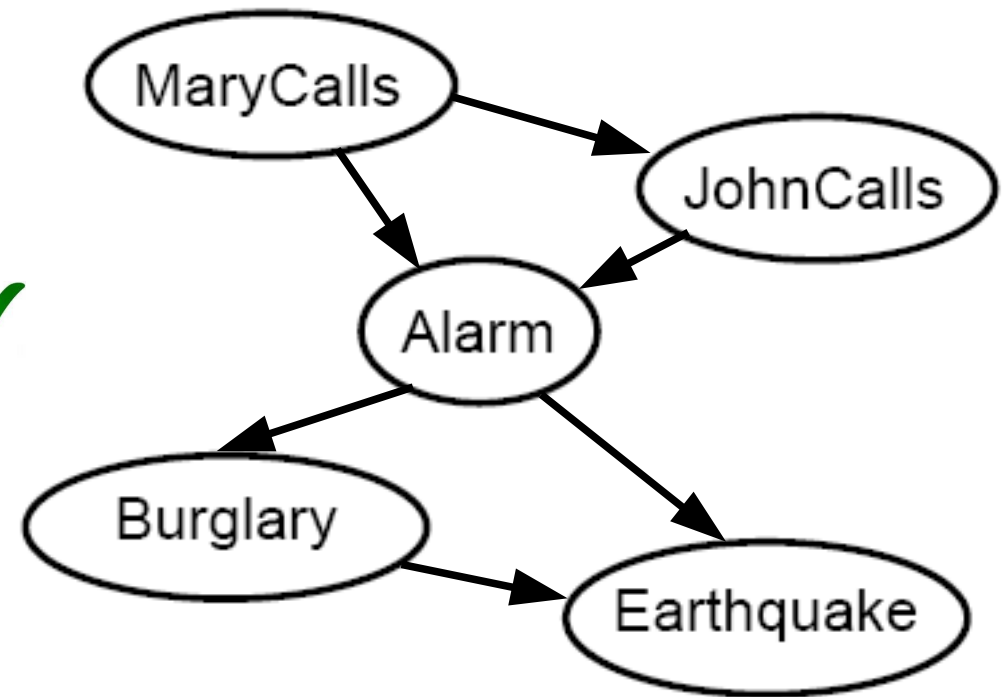
# Example

- Suppose we first select the ordering  
*MaryCalls, JohnCalls, Alarm, Burglary, Earthquake,*

$$P(E \mid B, A, J, M) = P(E \mid A)? \quad \times$$

$$P(E \mid B, A, J, M) = P(E \mid A, B)? \quad \checkmark$$

If we know whether there has been an alarm and whether there has been burglary, no other factors will determine our knowledge about whether there has been an earthquake

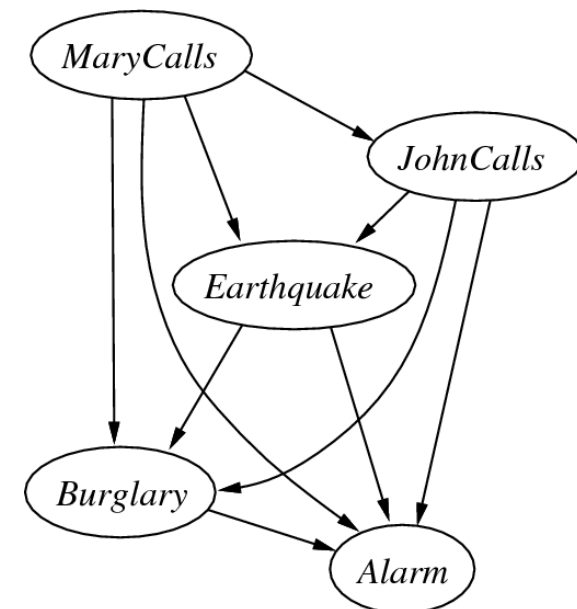


# Example - Discussion

- Deciding conditional independence is hard in non-causal direction
  - for assessing whether  $X$  is conditionally independent of  $Z$  ask the question:
- Network is less compact
  - more edges and more parameters to estimate
- Worst possible ordering
  - MaryCalls, JohnCalls*
  - Earthquake, Burglary, Alarm*
  - fully connected network

*If I add variable  $Z$  in the condition, does it change the probabilities for  $X$ ?*

- causal models and conditional independence seem hardwired for humans!
- Assessing conditional probabilities is also hard in non-causal direction

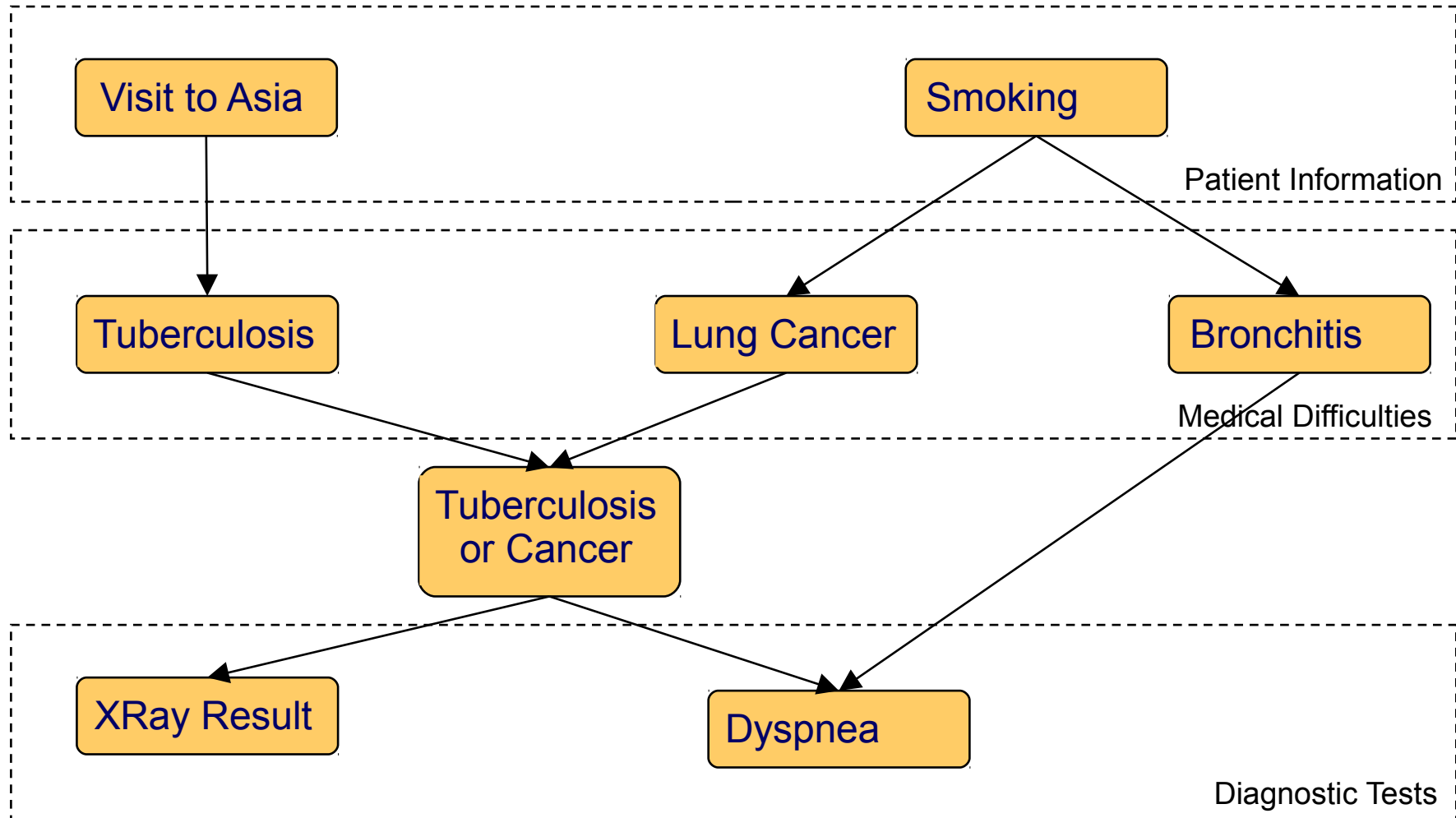


# Reasoning with Bayesian Networks

- Belief Functions (margin probabilities)
  - given the probability distribution, we can compute a margin probability at each node, which represents the belief into the truth of the proposition
    - the margin probability is also called the **belief function**
- New evidence can be incorporated into the network by changing the appropriate belief functions
  - this may not only happen in unconditional nodes!
- changes in the margin probabilities are then propagated through the network
  - propagation happens in forward (along the causal links) and backward direction (against them)
    - e.g., determining a symptom of a disease does not cause the disease, but changes the probability with which we believe that the patient has the disease

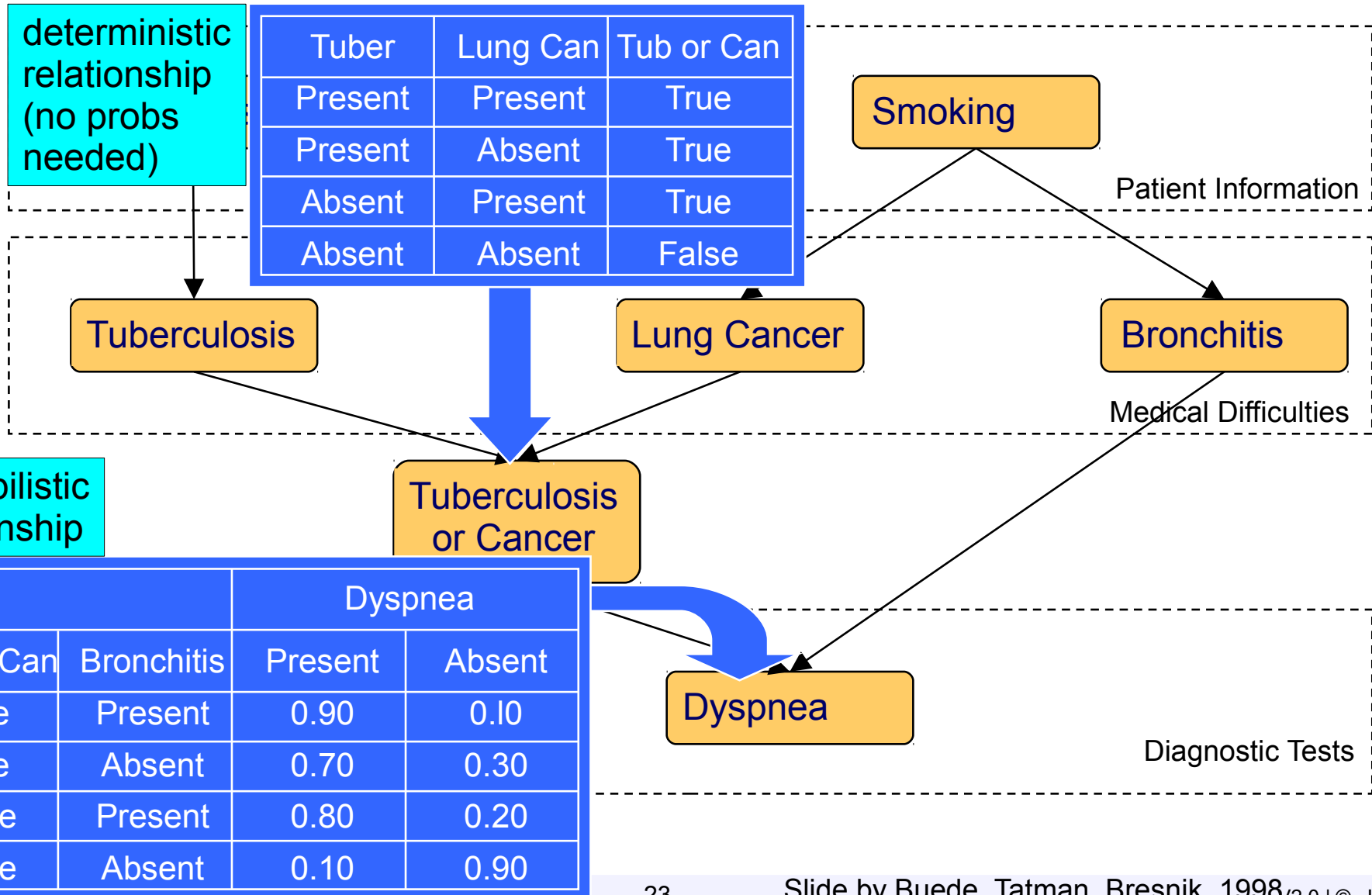
# Example: Medical Diagnosis

- Structure of the network



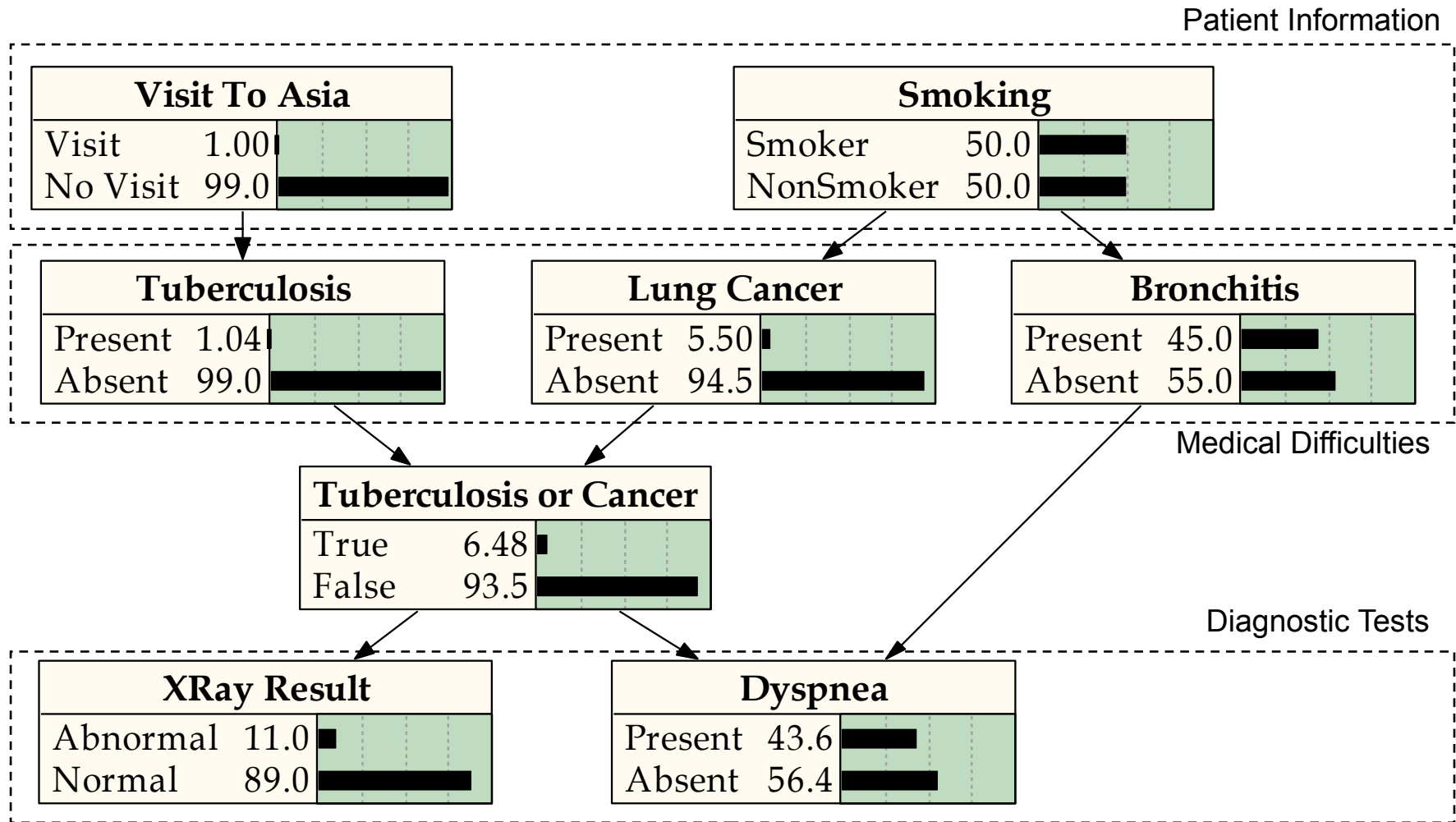
# Example: Medical Diagnosis

- Adding Probability Distributions



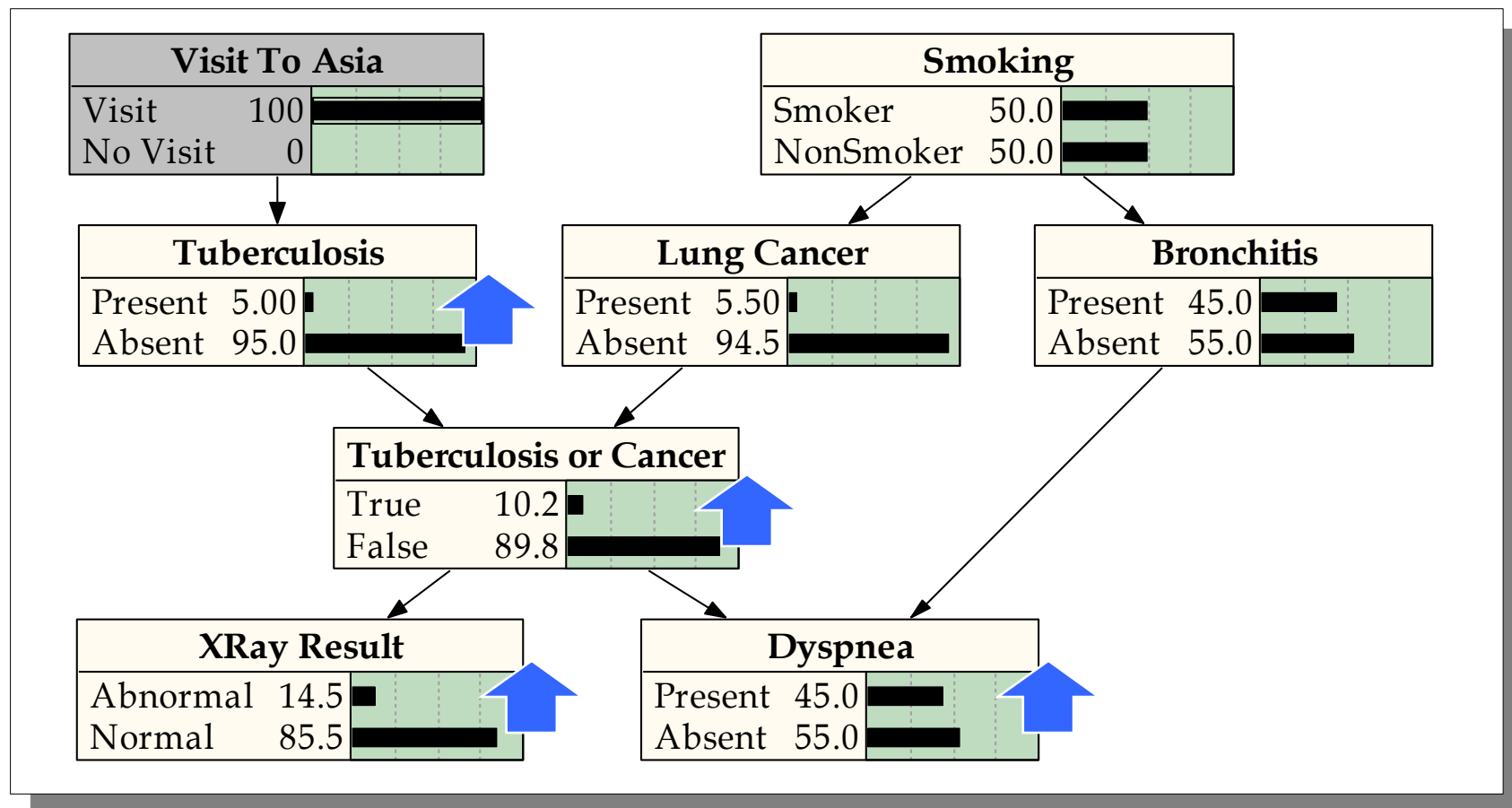
# Example: Medical Diagnosis

- Belief functions



# Example: Medical Diagnosis

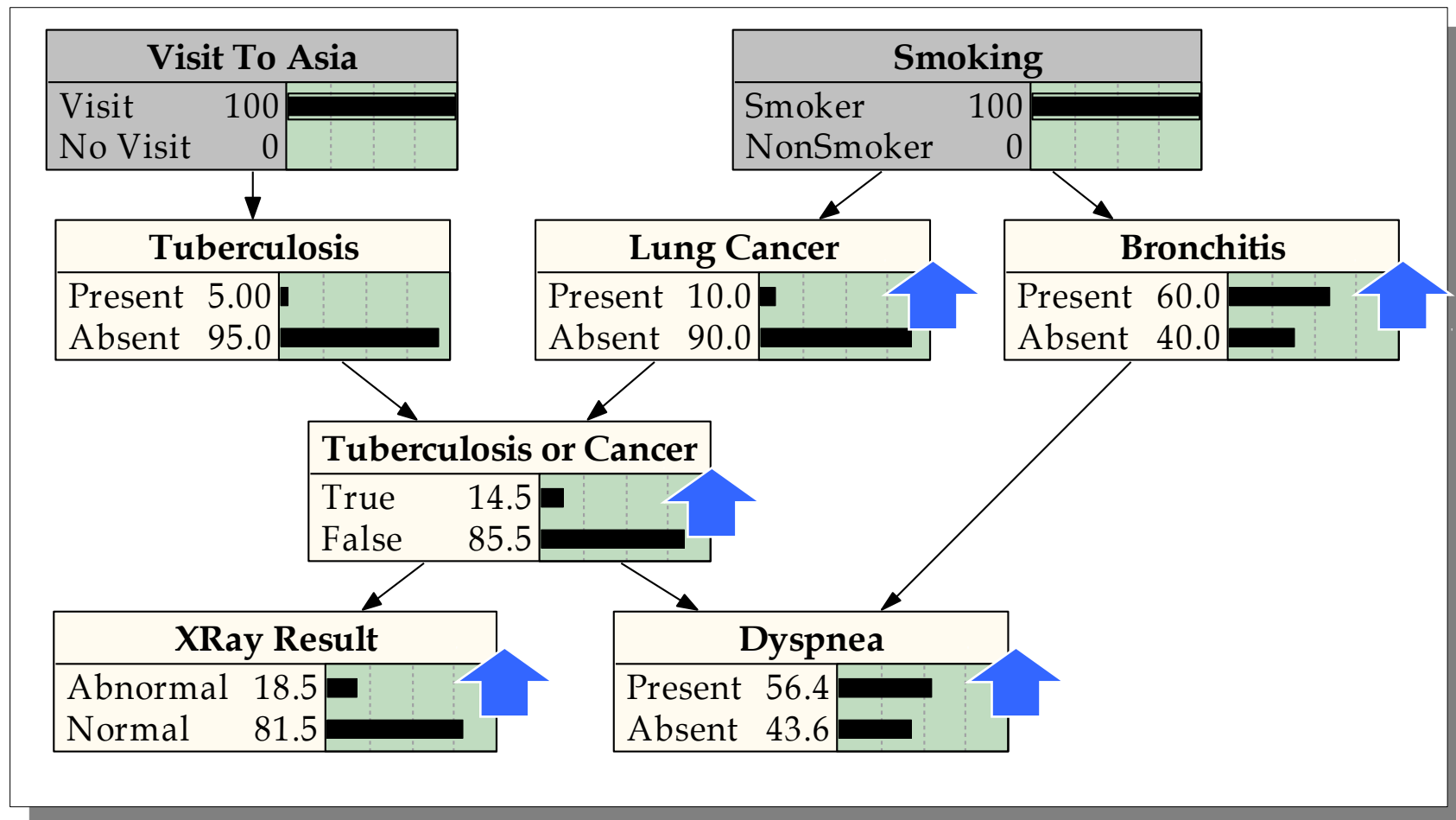
- Interviewing the patient results in change of probability for variable for “visit to Asia”





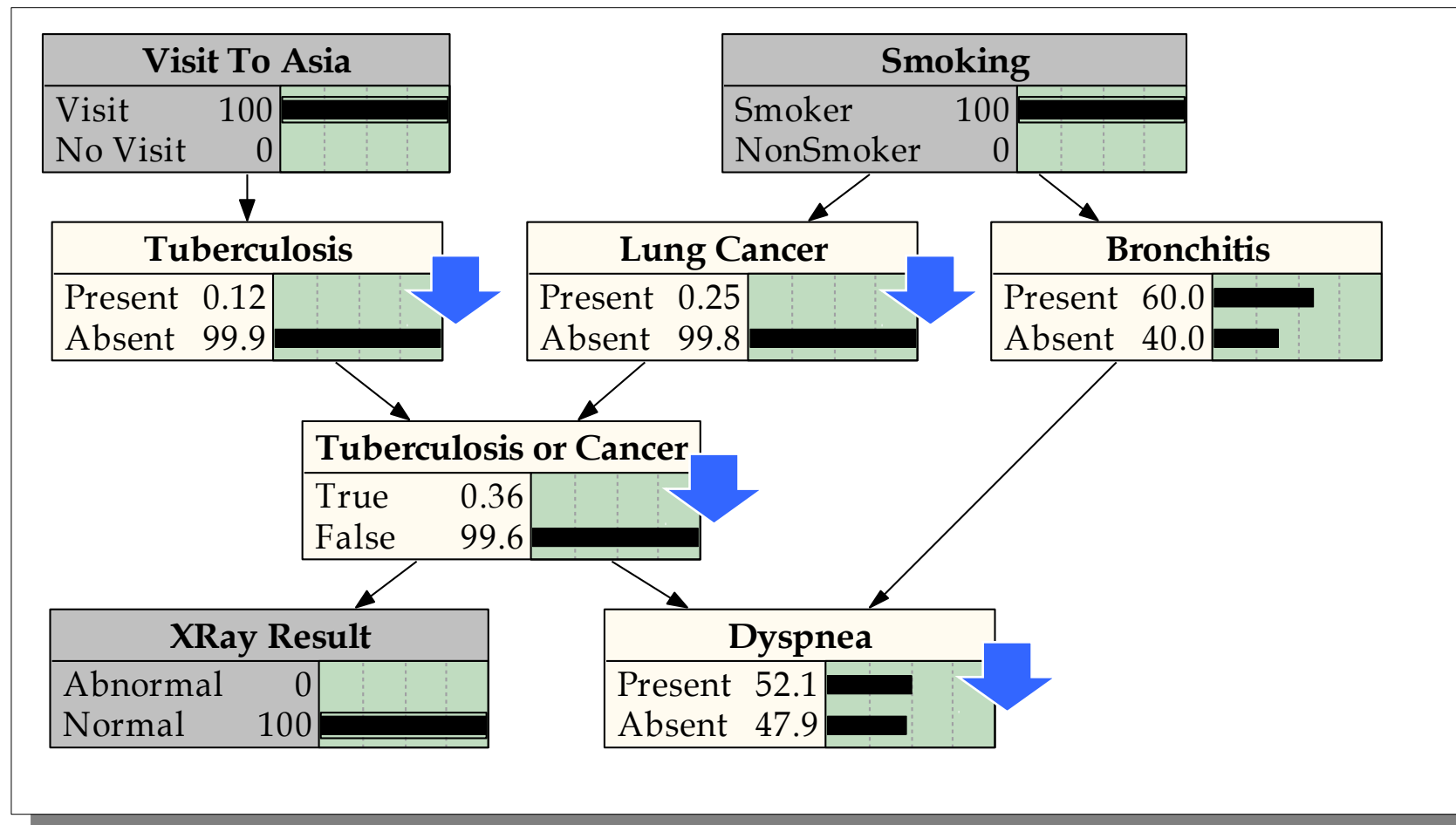
# Example: Medical Diagnosis

- Patient is also a smoker...



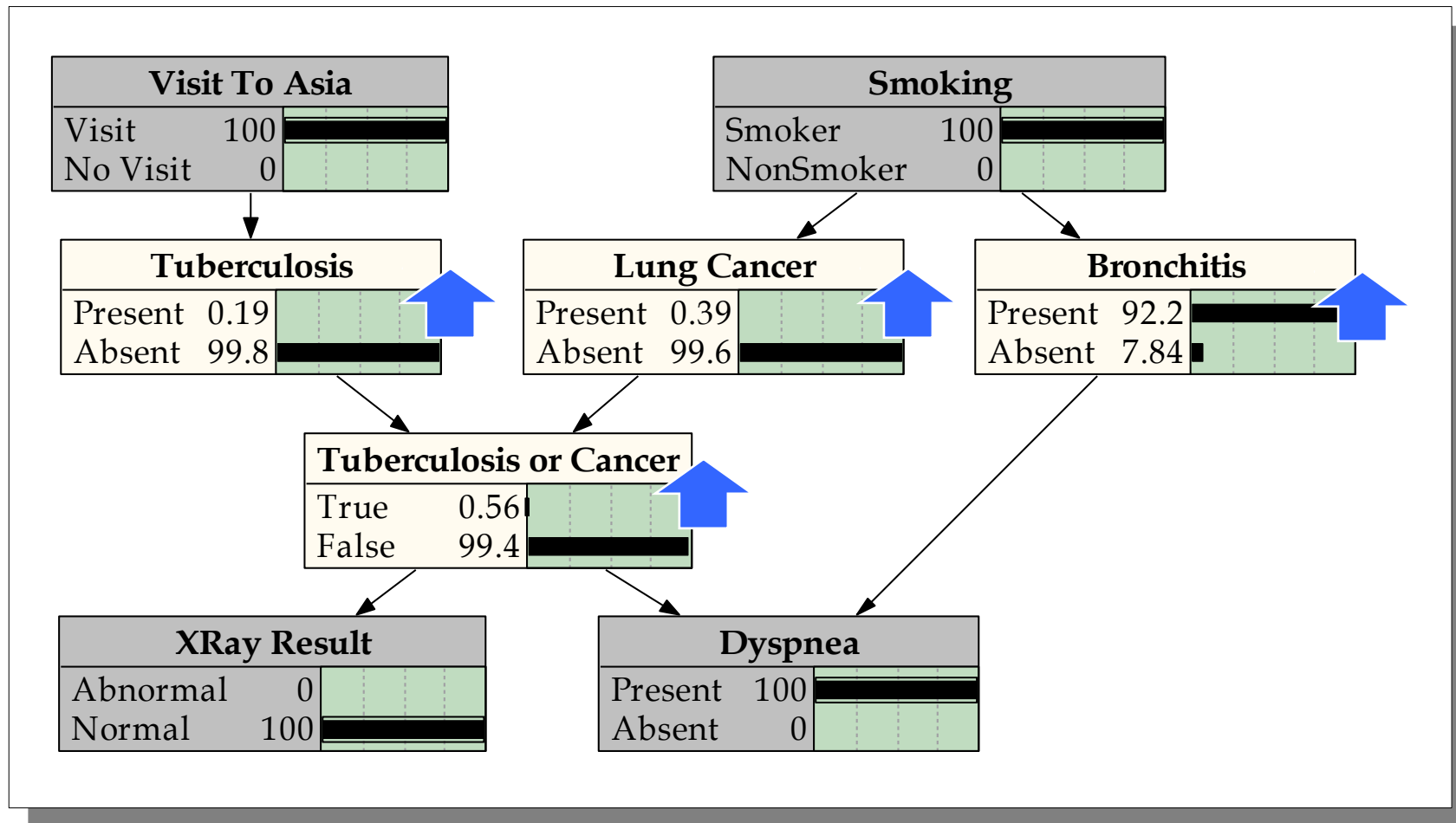
# Example: Medical Diagnosis

- but fortunately the X-ray is normal...



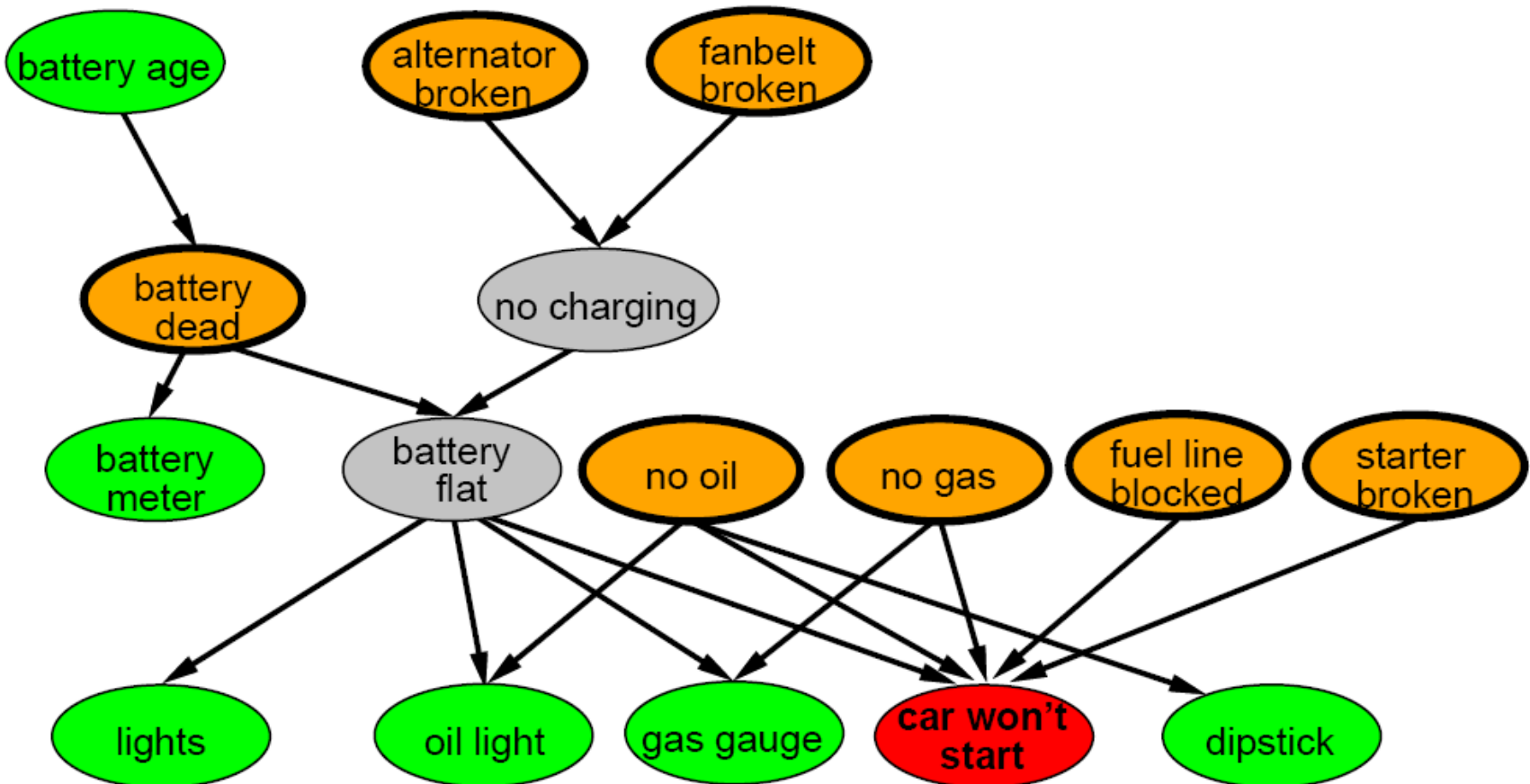
# Example: Medical Diagnosis

- but then again patient has difficulty in breathing.

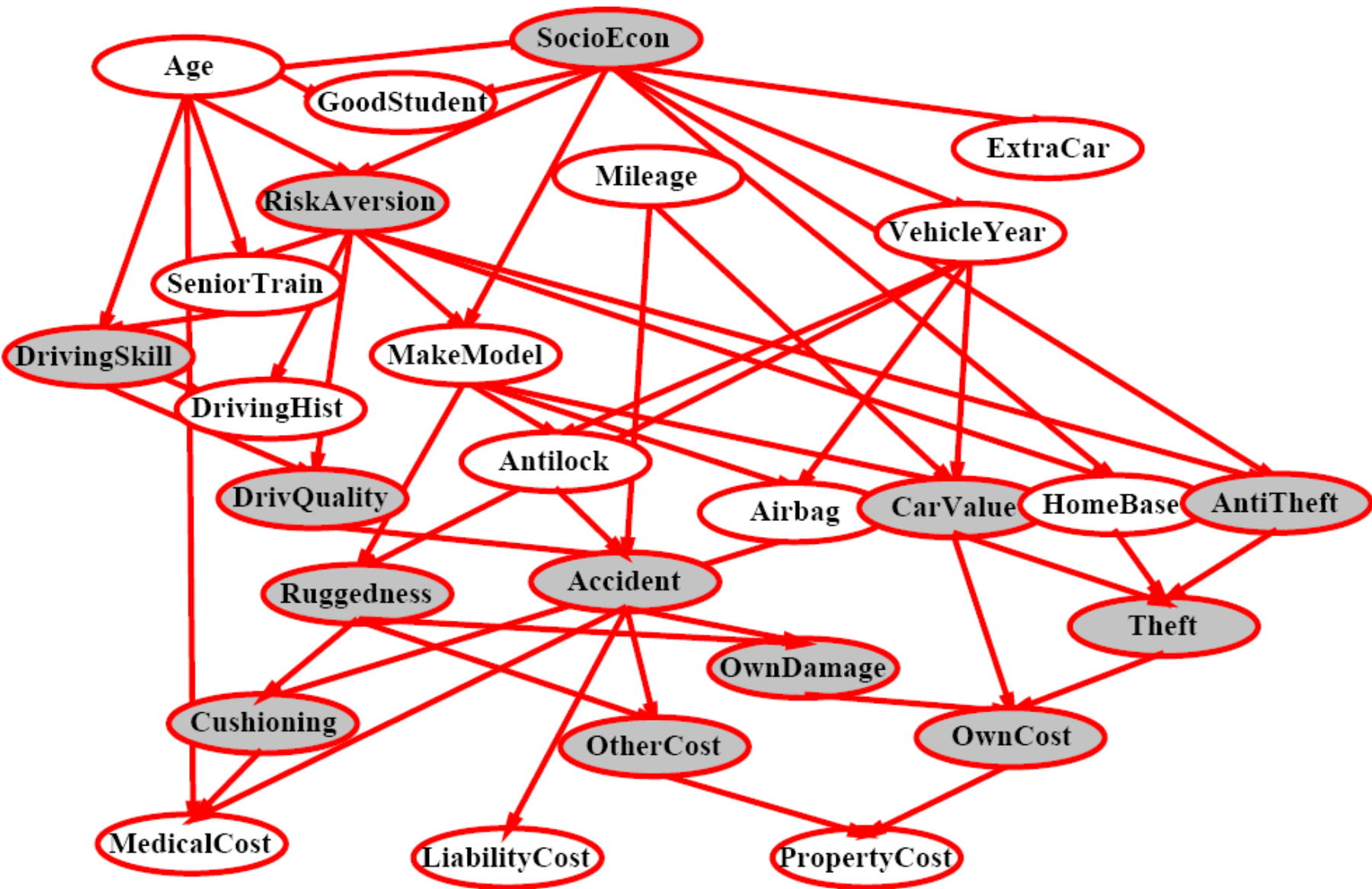


# More Complex Example: Car Diagnosis

- **Initial evidence:** Car does not start
- **Test variables**
  - Variables for **possible failures**
- **Hidden variables:** ensure spare structure, reduce parameters

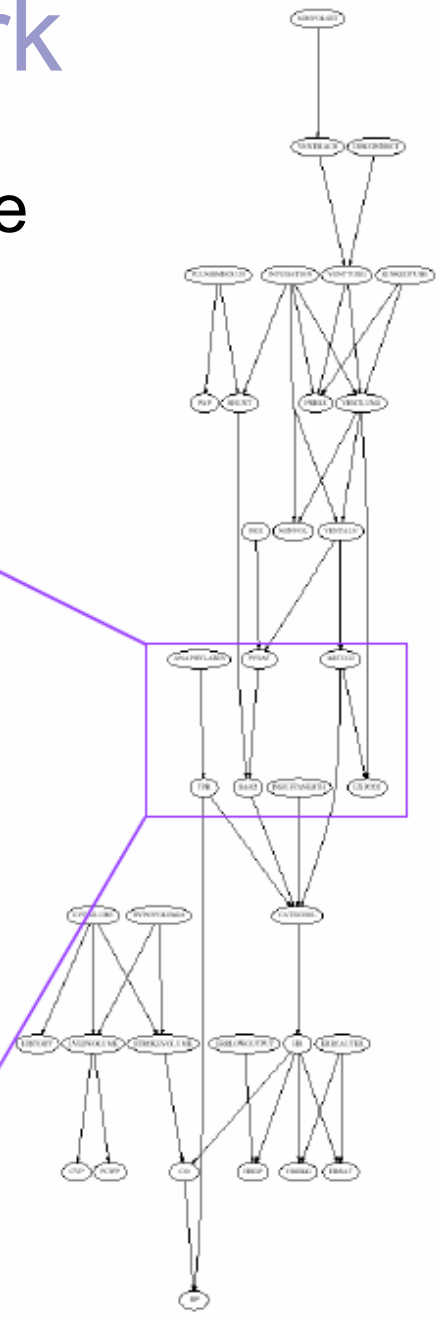
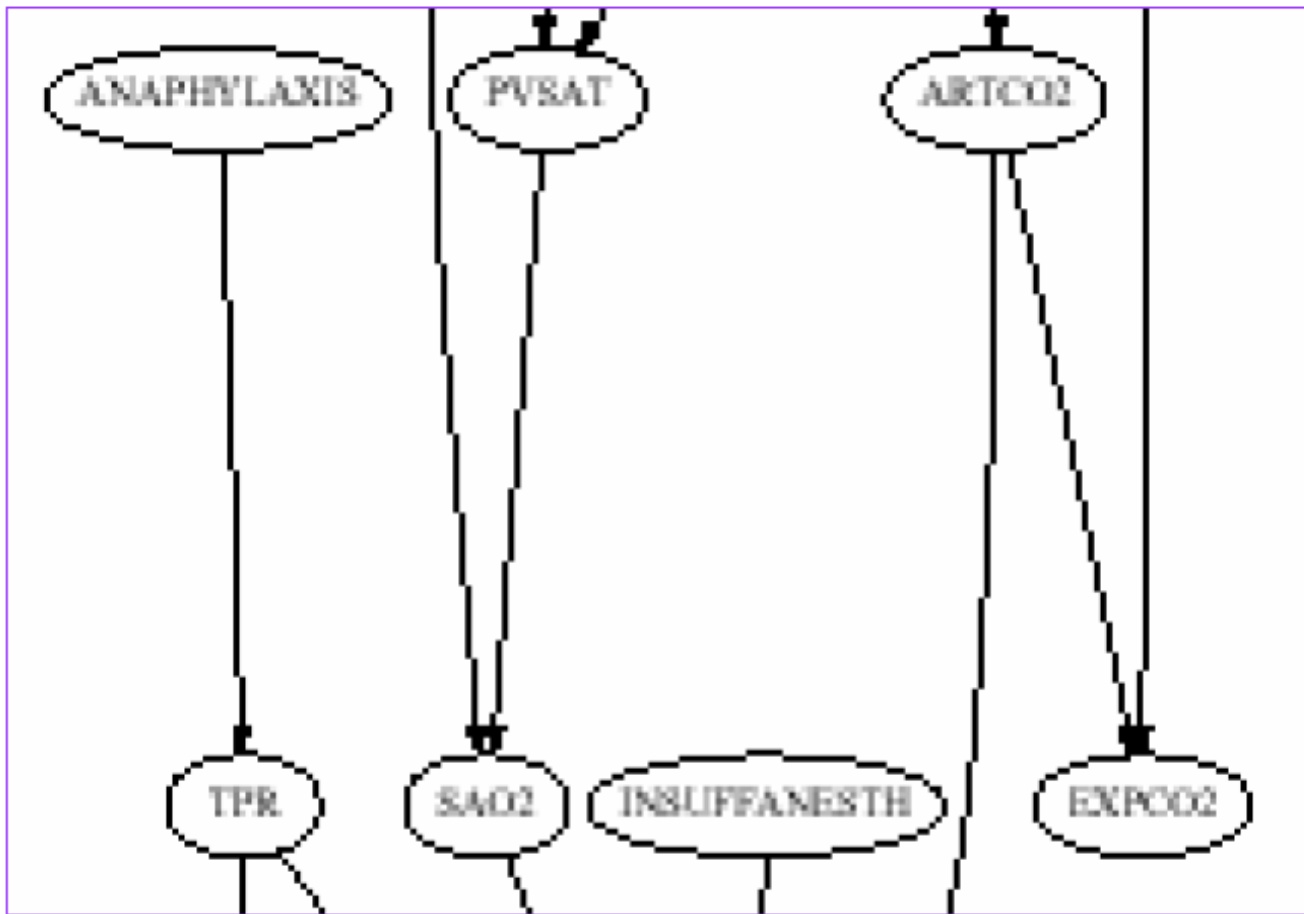


# More Complex: Car Insurance



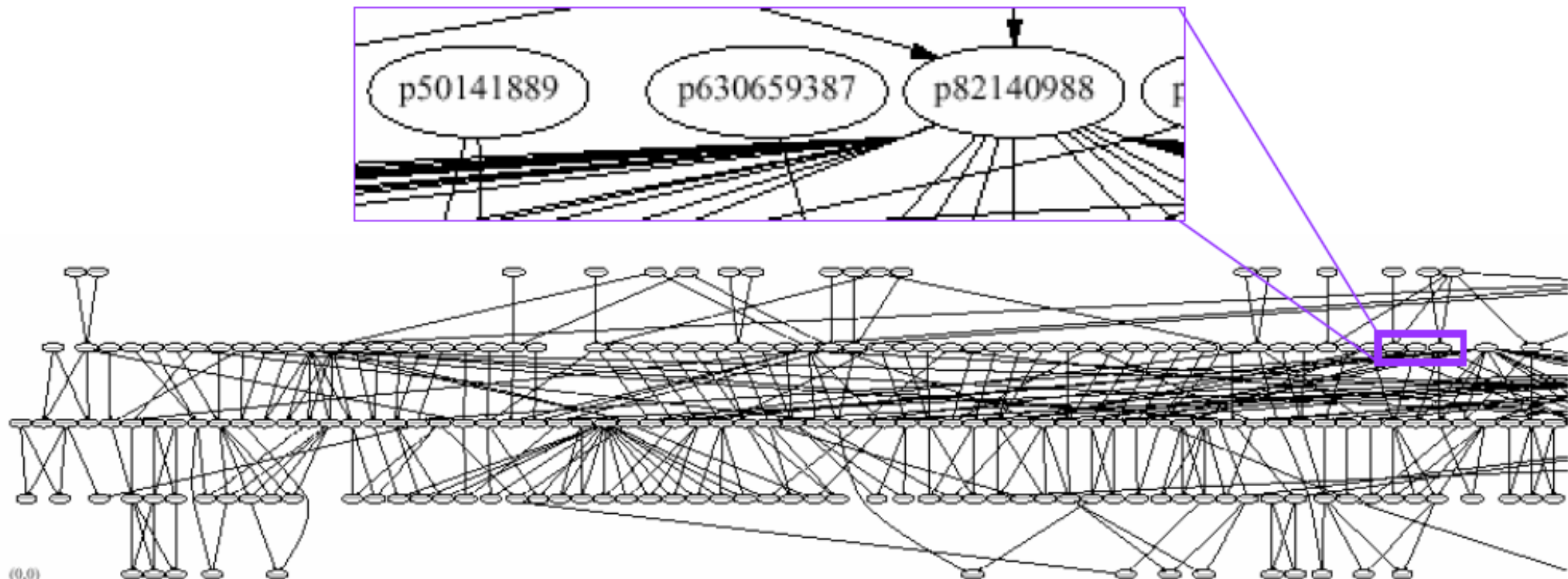
# Example: Alarm Network

- Monitoring system for patients in intensive care



# Example: Pigs Network

- Determines pedigree of breeding pigs
  - used to diagnose PSE disease
  - half of the network structure shown here



# Compactness of a BN

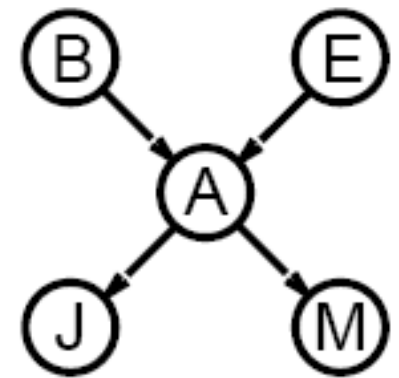
A CPT for Boolean  $X_i$  with  $k$  Boolean parents has  $2^k$  rows for the combinations of parent values

Each row requires one number  $p$  for  $X_i = \text{true}$  (the number for  $X_i = \text{false}$  is just  $1 - p$ )

If each variable has no more than  $k$  parents, the complete network requires  $O(n \cdot 2^k)$  numbers

i.e., grows linearly with  $n$ , vs.  $O(2^n)$  for the full joint distribution

For burglary net,  $1 + 1 + 4 + 2 + 2 = 10$  numbers (vs.  $2^5 - 1 = 31$ )





# Compact Conditional Distributions

CPT grows exponentially with number of parents

CPT becomes infinite with continuous-valued parent or child

Solution: **canonical** distributions that are defined compactly

**Deterministic** nodes are the simplest case:

$$X = f(\text{Parents}(X)) \text{ for some function } f$$

E.g., Boolean functions

$$\text{NorthAmerican} \Leftrightarrow \text{Canadian} \vee \text{US} \vee \text{Mexican}$$

E.g., numerical relationships among continuous variables

$$\frac{\partial \text{Level}}{\partial t} = \text{inflow} + \text{precipitation} - \text{outflow} - \text{evaporation}$$

# Compact Conditional Distributions

## Independent Causes

Noisy-OR distributions model multiple noninteracting causes

- 1) Parents  $U_1 \dots U_k$  include all causes (can add leak node)
- 2) Independent failure probability  $q_i$  for each cause alone

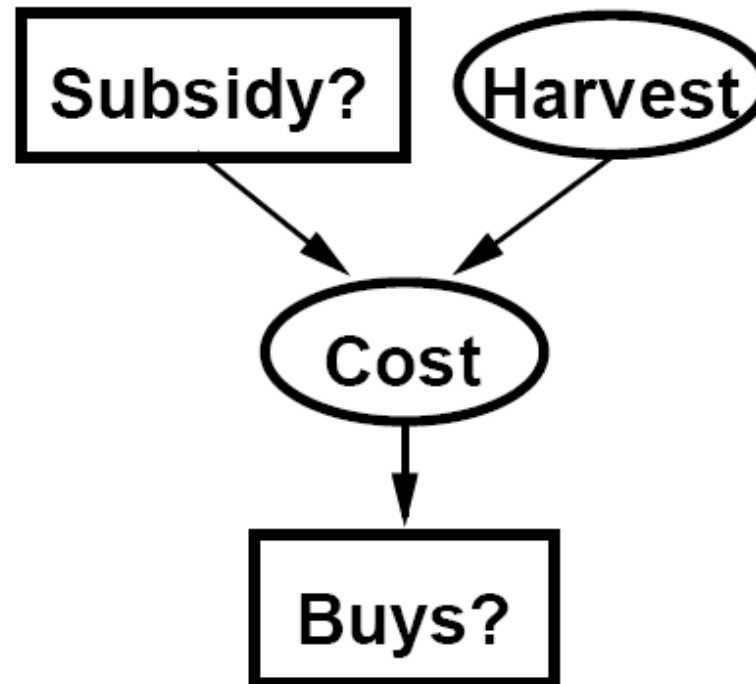
$$\Rightarrow P(X|U_1 \dots U_j, \neg U_{j+1} \dots \neg U_k) = 1 - \prod_{i=1}^j q_i$$

<i>Cold</i>	<i>Flu</i>	<i>Malaria</i>	$P(\text{Fever})$	$P(\neg \text{Fever})$
F	F	F	<b>0.0</b>	1.0
F	F	T	0.9	<b>0.1</b>
F	T	F	0.8	<b>0.2</b>
F	T	T	0.98	$0.02 = 0.2 \times 0.1$
T	F	F	0.4	<b>0.6</b>
T	F	T	0.94	$0.06 = 0.6 \times 0.1$
T	T	F	0.88	$0.12 = 0.6 \times 0.2$
T	T	T	0.988	$0.012 = 0.6 \times 0.2 \times 0.1$

Number of parameters **linear** in number of parents

# Hybrid Networks

Discrete (*Subsidy?* and *Buys?*); continuous (*Harvest* and *Cost*)



Option 1: discretization—possibly large errors, large CPTs

Option 2: finitely parameterized canonical families

- 1) Continuous variable, discrete+continuous parents (e.g., *Cost*)
- 2) Discrete variable, continuous parents (e.g., *Buys?*)

# Continuous Conditional Distributions

Need one **conditional density** function for child variable given continuous parents, for each possible assignment to discrete parents

Most common is the **linear Gaussian** model, e.g.,:

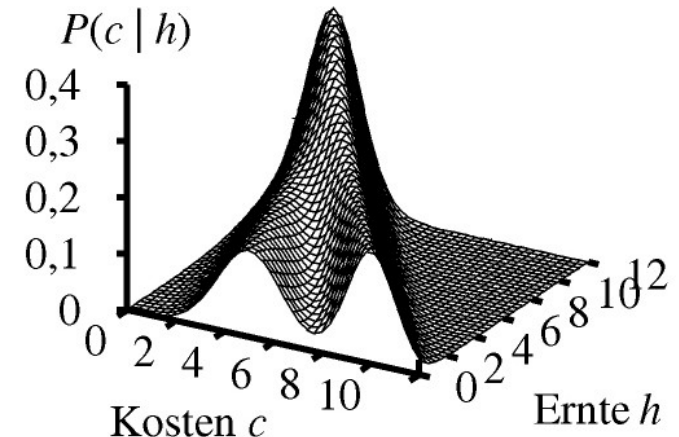
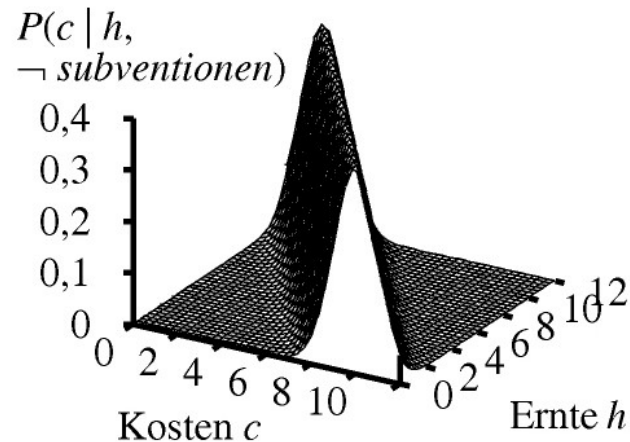
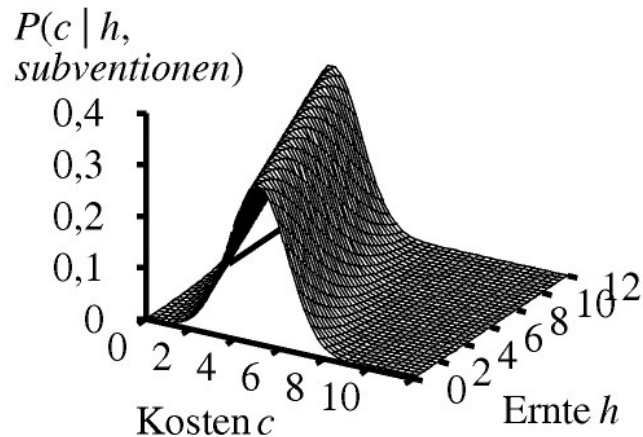
$$\begin{aligned}
 P(\text{Cost} = c | \text{Harvest} = h, \text{Subsidy?} = \text{true}) \\
 &= N(a_t h + b_t, \sigma_t)(c) \\
 &= \frac{1}{\sigma_t \sqrt{2\pi}} \exp\left(-\frac{1}{2} \left(\frac{c - (a_t h + b_t)}{\sigma_t}\right)^2\right)
 \end{aligned}$$

Mean *Cost* varies linearly with *Harvest*, variance is fixed

Linear variation is unreasonable over the full range

but works OK if the **likely** range of *Harvest* is narrow

# Continuous Conditional Distributions



$$\mathbf{P}(\text{Cost} | \text{Harvest}, \text{subsidy}) \quad \mathbf{P}(\text{Cost} | \text{Harvest}, \neg \text{subsidy}) \quad \mathbf{P}(\text{Cost} | \text{Harvest})$$

$$= \mathbf{P}(\text{Cost} | \text{Harvest}, \text{subsidy})$$

$$+ \mathbf{P}(\text{Cost} | \text{Harvest}, \neg \text{subsidy})$$

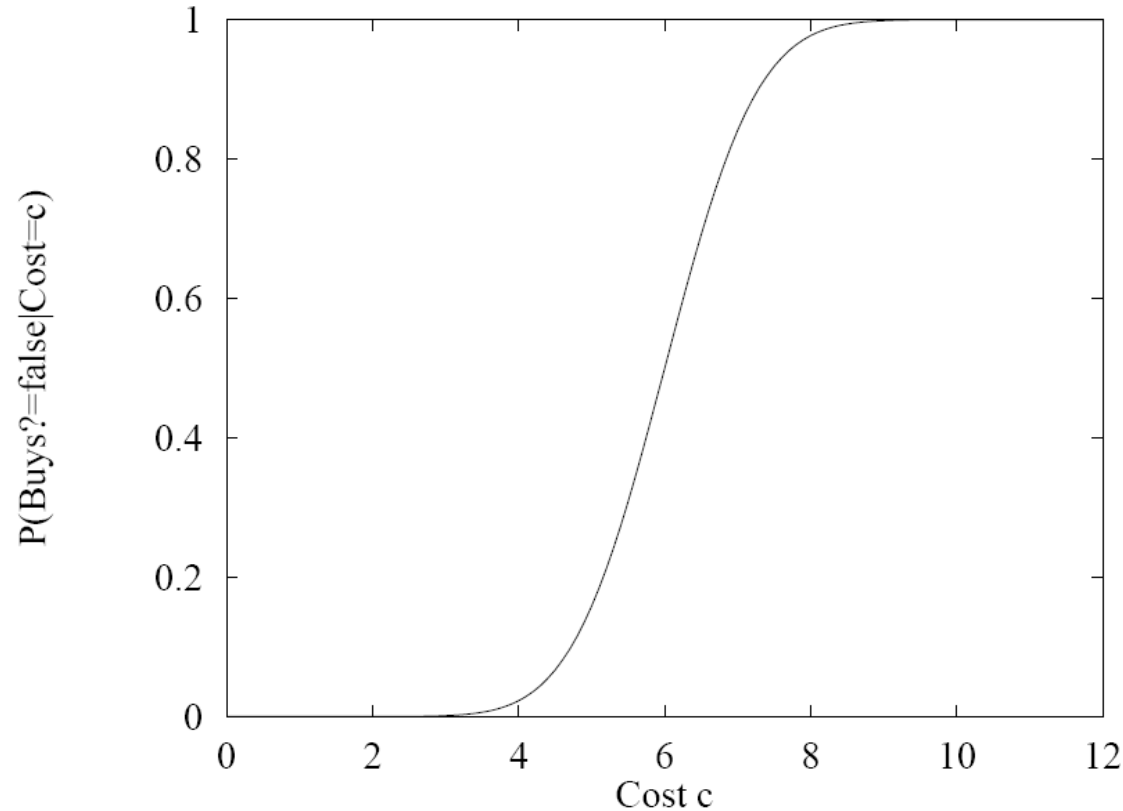
All-continuous network with LG distributions

⇒ full joint distribution is a multivariate Gaussian

Discrete+continuous LG network is a **conditional Gaussian** network i.e., a multivariate Gaussian over all continuous variables for each combination of discrete variable values

# Discrete Variables with Continuous Parents

Probability of *Buys?* given *Cost* should be a “soft” threshold:



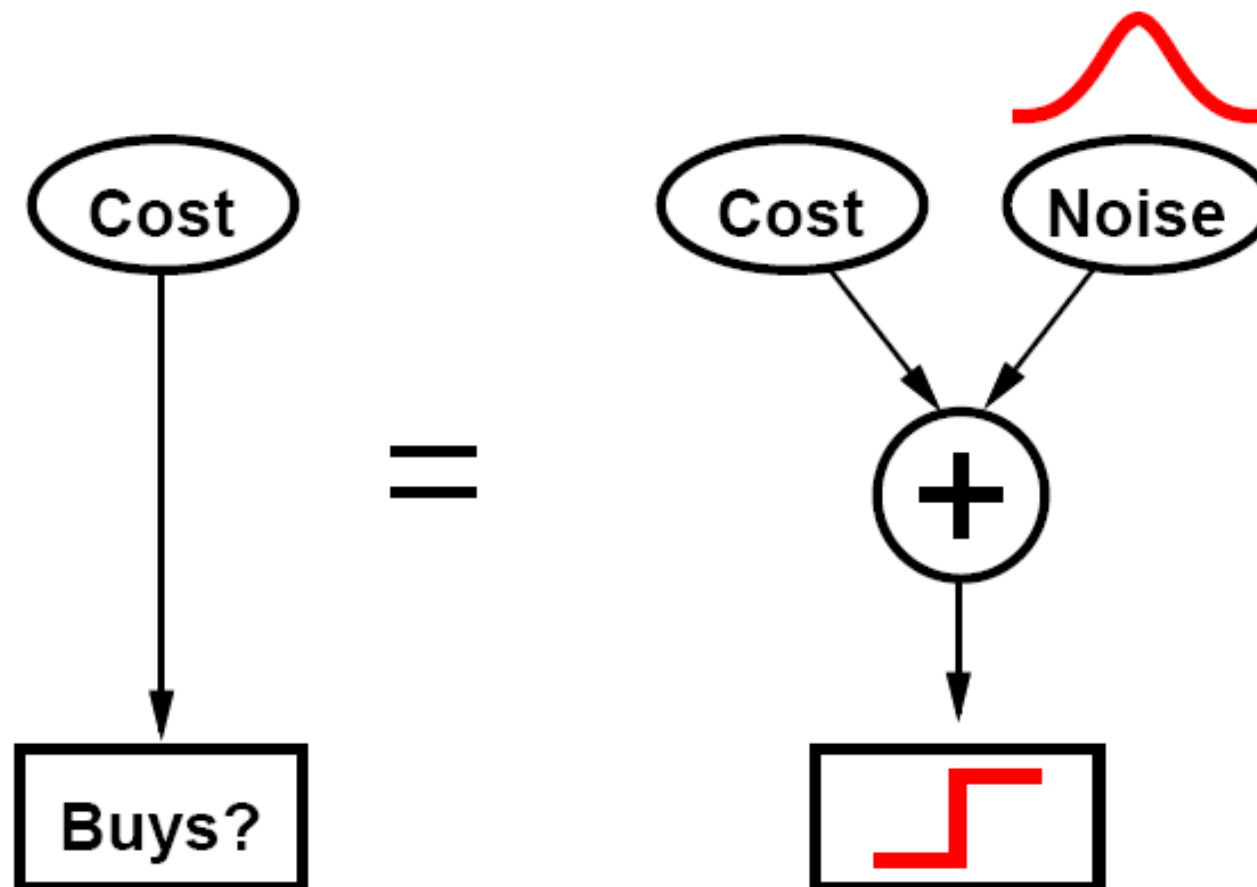
Probit distribution uses integral of Gaussian:

$$\Phi(x) = \int_{-\infty}^x N(0, 1)(x)dx$$

$$P(\text{Buys?} = \text{true} \mid \text{Cost} = c) = \Phi((-c + \mu)/\sigma)$$

# Why Probit?

1. It's sort of the right shape
2. Can view as hard threshold whose location is subject to noise

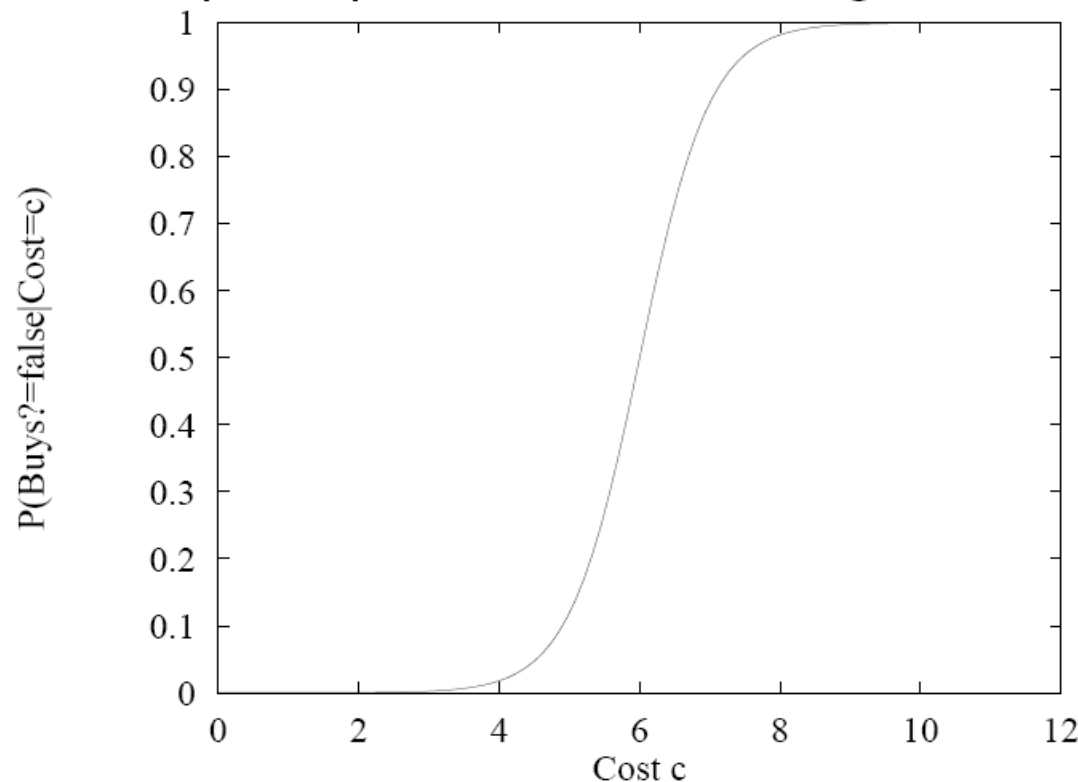


# Discrete Variables with Continuous Parents

Sigmoid (or logit) distribution also used in neural networks:

$$P(\text{Buys?} = \text{true} \mid \text{Cost} = c) = \frac{1}{1 + \exp\left(-2\frac{-c+\mu}{\sigma}\right)}$$

Sigmoid has similar shape to probit but much longer tails:





# Real-World Applications of BN

- Industrial
  - Processor Fault Diagnosis - by Intel
  - Auxiliary Turbine Diagnosis - GEMS by GE
  - Diagnosis of space shuttle propulsion systems - VISTA by NASA/Rockwell
  - Situation assessment for nuclear power plant – NRC
  
- Military
  - Automatic Target Recognition - MITRE
  - Autonomous control of unmanned underwater vehicle - Lockheed Martin
  - Assessment of Intent

# Real-World Applications of BN

- Medical Diagnosis
  - Internal Medicine
  - Pathology diagnosis - Intellipath by Chapman & Hall
  - Breast Cancer Manager with Intellipath
- Commercial
  - Financial Market Analysis
  - Information Retrieval
  - Software troubleshooting and advice - Windows 95 & Office 97
  - Pregnancy and Child Care – Microsoft
  - Software debugging - American Airlines' SABRE online reservation system